

 **MENNEKES®**

Plugs for the world

# PowerTOP Xtra



**PowerTOP Xtra  
by MENNEKES.**  
Plugs and connectors  
for toughest  
conditions.



"Each step has to be spot on, especially under extremely tough conditions. That's why I rely on PowerTOP Xtra."

Extra slip-proof.  
Extra  
shock-resistant.  
Extra protected.



# Slip-proof

**Fast:**


Screws are only required for wire connection thanks to practical rear and front locking slides.

**Robust:**

Improved impact resistance, even better protection through unique rubber coating.

**Simple:**

Easy connection of front and back part with thread locks.



**Slip-proof:**

Best grip, even under humid conditions, snow or dirt through unique rubber coating of the contact surfaces and the ergonomic design.

**Smooth:**

Especially smooth-running cable gland with integrated strain relief, seal and protection against kinking.




**Protected:**

PowerTOP Xtra 63A available in IP 44 and IP 67 as well as 125A in IP 67.


# Fast connection

Easy and fast installation.

Substantially reduced installation times through largely tool-free installation. Locking slides instead of screws and especially smooth cable gland with integrated strain relief, seal and protection against kinking.



Stable and fast locking without screws. Unlocking only with just a tool according to the regulations.




Faster installation: Screws are only required for conductor connection with screws (63A) or Allen screws (125A).






Comfortable self-locating thread lock between front and back part.

- More comfortable installation thanks to more internal space
- Pilot contact standard with plugs; optionally available for connectors. (Part number + index P)
- Conductor diameters for 63A from 6-16 mm<sup>2</sup>, for 125A from 25-50 mm<sup>2</sup>



The proven frame terminals ensure high clamping force and secure contact - even without ferrules on the wires.



Secure contact as well as convenient inserting and withdrawing through SoftCONTACT at 63A and TorsionSpringCONTACT at 125A.

# Protected

Always clean.  
Always safe.

## Comfortable:

Easier opening and closing of the hinged lid through integrated opening aid on the connector lid.



## Clean:

Closed, easy to clean surface: cable gland is always located directly on the plug and connector body.



## Tough:

The plugs provide better corrosion protection in aggressive environments and at high degrees of air humidity thanks to nickel-plated contacts. More safety through highly heat-resistant contact carriers.

**Captive:**

Molded seals in the connector lid and the front part of the plug.

**Slip-proof:**

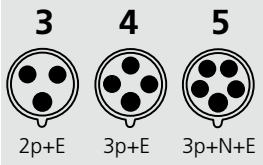
Even easier inserting and withdrawing through optimum grip, even with working gloves. Best performance at high humidity, snow and dirt thanks to the unique rubber coating of the grip surfaces as well as the ergonomic design.

**Durable:**

Connectors with highly heat-resistant contact carriers; nickel-plated contact sleeves also available on request. Pilot contact standard with plugs; optionally available for connectors. (Part number + index P).

**Tested:**

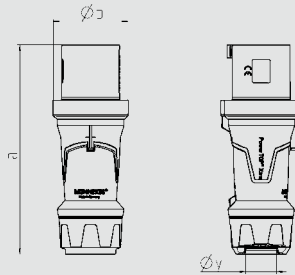
All PowerTOP Xtra plugs and connectors apply with the amended standard EN/IEC 60 309-2. Touch proof in accordance with EN 50 274.



	Ampere	Poles	110V 50 a. 60Hz			230V 50 a. 60Hz			400V 50 a. 60Hz			500V 50 a. 60Hz			>50-500V 100-300Hz			>50-500V 300-500Hz		
			3p 4h	4p 4h	5p 4h	3p 6h	4p 9h	5p 9h	3p 9h	4p 6h	5p 6h	3p 7h	4p 7h	5p 7h	3p 10h	4p 10h	5p 10h	3p 2h	4p 2h	5p 2h
 <b>Plug PowerTOP Xtra</b> ⚠ IP 44 Product group 2215, type 13112 shown	63	3	13101			<b>13102</b>														
	63	4				13105		<b>13106</b>		13107										
	63	5				13111		<b>13112</b>												
 <b>Plug PowerTOP Xtra</b> ⚠ IP 67 Product group 2216, type 13212 shown	63	3	13201			<b>13202</b>		13203												
	63	4	13204			13205		<b>13206</b>		13207			13208						13209	
	63	5	13210			13211		<b>13212</b>		13213										
	125	3	13215*			<b>13216*</b>														
	125	4	13217*			13218*		<b>13219*</b>		13220*										
	125	5	13223*			13224*		<b>13225*</b>		13226*									13227*	
 <b>Connector PowerTOP Xtra</b> ⚠ IP 44 Product group 3215, type 14112 shown	63	3	14101			<b>14102</b>														
	63	4				14105		<b>14106</b>		14107										
	63	5				14111		<b>14112</b>												
			Products with pilot contact: Part number + index P																	
 <b>Connector PowerTOP Xtra</b> ⚠ IP 44 Product group 3215, type 14128 shown	63	3				<b>14128</b>														
	63	4						<b>14129</b>		14130										
	63	5						<b>14131</b>												
			Products with pilot contact: Part number + index P																	
 <b>Connector PowerTOP Xtra</b> ⚠ IP 67 Product group 3216, type 14212 shown	63	3	14201			<b>14202</b>		14203												
	63	4	14204			14205		<b>14206</b>		14207			14208						14209	
	63	5	14210			14211		<b>14212</b>		14213									14214	
	125	3	14215*			<b>14216*</b>														
	125	4	14217*			14218*		<b>14219*</b>		14220*										
	125	5	14223*			14224*		<b>14225*</b>		14226*									14227*	
			Products with pilot contact: Part number + index P																	
 <b>Connector PowerTOP Xtra</b> ⚠ IP 67 Product group 3216, type 14228 shown	63	3				<b>14228</b>														
	63	4						<b>14229</b>		14230										
	63	5						<b>14231</b>												
	125	3				<b>14232*</b>														
	125	4						<b>14233*</b>		14234*										
			Products with pilot contact: Part number + index P																	

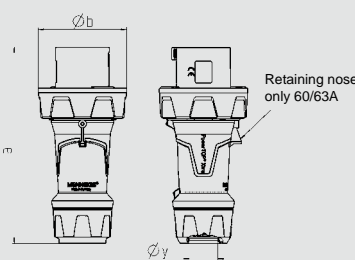


highly heat-resistant contact carrier, frame terminals, nickel-plated contacts, cable gland and sealing, strain relief and protection against kinking, enclosure with thread lock, two safety slides



Drawing	Amp. Poles	63		
		3	4	5
Dim. in mm	a	250	250	250
	b	90	90	90
	y	36	36	36
Terminal for cond. cross section (mm <sup>2</sup> ) min.-max.		6	6	6
		-16	-16	-16

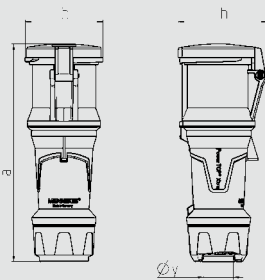
highly heat-resistant contact carrier, frame terminals, nickel-plated contacts, cable gland and sealing, strain relief and protection against kinking, enclosure with thread lock, two safety slides



Drawing	Amp. Poles	63			125		
		3	4	5	3	4	5
Dim. in mm	a	250	250	250	290	290	290
	b	114	114	114	130	130	130
	y	36	36	36	49	49	49
Terminal for cond. cross section (mm <sup>2</sup> ) min.-max.		6	6	6	25	25	25
		-16	-16	-16	-50	-50	-50

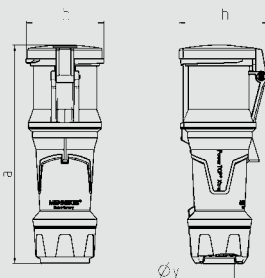
\* Until the PowerTOP Xtra are available for 125A, the reliable PowerTOP plugs are delivered with external strain relief.

with SoftCONTACT, highly heat-resistant contact carrier, frame terminals, cable gland and sealing, strain relief and protection against kinking, enclosure with thread lock, two safety slides



Drawing	Amp. Poles	63		
		3	4	5
Dim. in mm	a	268	268	268
	b	95	95	95
	h	109	109	109
	y	36	36	36
Terminal for cond. cross section (mm <sup>2</sup> ) min.-max.		6	6	6
		-16	-16	-16

with SoftCONTACT, highly heat-resistant contact carrier, frame terminals, nickel-plated contacts, cable gland and sealing, strain relief and protection against kinking, enclosure with thread lock, two safety slides

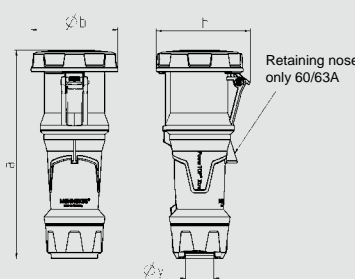


Drawing	Amp. Poles	63		
		3	4	5
Dim. in mm	a	268	268	268
	b	95	95	95
	h	109	109	109
	y	36	36	36
Terminal for cond. cross section (mm <sup>2</sup> ) min.-max.		6	6	6
		-16	-16	-16

highly heat-resistant contact carrier, frame terminals, cable gland and sealing, strain relief and protection against kinking, enclosure with thread lock, two safety slides

63A: with SoftCONTACT  
125A: with TorsionSpringCONTACT

\* Until the PowerTOP Xtra are available for 125A, the reliable PowerTOP connectors are delivered with external strain relief.

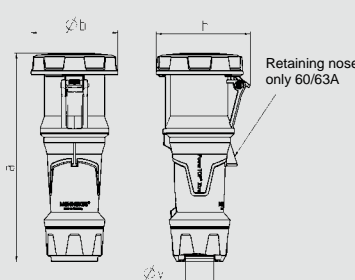


Drawing	Amp. Poles	63			125		
		3	4	5	3	4	5
Dim. in mm	a	270	270	270	310	310	310
	b	113	113	113	125	125	125
	h	123	123	123	135	135	135
	y	36	36	36	49	49	49
Terminal for cond. cross section (mm <sup>2</sup> ) min.-max.		6	6	6	25	25	25
		-16	-16	-16	-50	-50	-50

highly heat-resistant contact carrier, frame terminals, nickel-plated contacts, cable gland and sealing, strain relief and protection against kinking, enclosure with thread lock, two safety slides

63A: with SoftCONTACT  
125A: with TorsionSpringCONTACT

\* Until the PowerTOP Xtra are available for 125A, the reliable PowerTOP connectors are delivered with external strain relief.



Drawing	Amp. Poles	63			125		
		3	4	5	3	4	5
Dim. in mm	a	270	270	270	310	310	310
	b	113	113	113	125	125	125
	h	123	123	123	135	135	135
	y	36	36	36	49	49	49
Terminal for cond. cross section (mm <sup>2</sup> ) min.-max.		6	6	6	25	25	25
		-16	-16	-16	-50	-50	-50

**MENNEKES Electric Ltd.**  
Unit 4, Crayfields Industrial Park  
Main Road, St. Pauls Gray  
Orpington  
Kent BR5 3HP, UK

Tel. 0 16 89 / 83 35 22  
Fax 0 16 89 / 83 33 78  
E-Mail [info@MENNEKES.co.uk](mailto:info@MENNEKES.co.uk)  
Internet [www.MENNEKES.co.uk](http://www.MENNEKES.co.uk)

Refer to our brochures and catalogues to keep up to date.  
Download the latest versions from our website in practical  
PDF format or request print copies by phone or E-Mail.



**AMAXX®.**  
A new approach to receptacle  
combinations.



**Screwless connections.**  
For CEE plugs, connectors and  
receptacles.



**Industrial Ethernet.**  
Perfect solution for energy and  
data.



**MENNEKES catalogue.**



**Distributors.**  
**For ceiling, wall and floor.**  
For energy, data, compressed air  
and light.



**Stainless steel distributors.**  
**Wind and weather proof.**  
Service stations for power and  
water. Safe operation at any time  
of the year.



**Event and entertainment  
technology.**  
Plugs and receptacles for stage,  
TV, radio and open air events.

For further information please visit our homepage:

**[www.MENNEKES.co.uk](http://www.MENNEKES.co.uk)**

Request brochures by phone at:

**0 16 89 / 83 35 22**

Request brochures by E-Mail to:

**[info@MENNEKES.co.uk](mailto:info@MENNEKES.co.uk)**

**Service by  
MENNEKES®.**  
Always well informed.